

GLUTEBUILDER® PLATE LOADED

Glute Hack Squat

GPL0613



Developed in partnership with Glutebuilder and exclusively available from Precor, the Glutebuilder Plate Loaded line is a full range of products dedicated to targeting the glutes, legs and hip muscles. The precision biomechanics create a precise, guided motion path with smooth, constant resistance ensuring effective and efficient workouts. The multiple adjustment points allow exercisers to find the perfect fit and range of motion for each exercise.

The Glute Hack Squat is designed to deliver controlled lower-body training with the ability to shift between glute- and quad-dominant movement patterns. Adjustable backrest and shoulder pads allow exercisers to modify torso position, while a 35-degree movement path reduces joint stress for a smoother, more knee-friendly squat. An angle-adjustable footplate supports stable, personalized positioning across different squat variations, and integrated band pegs enable variable resistance throughout the movement.



 **GLUTEBUILDER®**
PRECOR EXCLUSIVE PARTNER

[PRECOR.COM](https://www.precor.com)

Glute Hack Squat

GPL0613

Product Features

PRECISION BIOMECHANICS

Angle-adjustable backrest and shoulder pads allow exercisers to shift torso position and move between glute- and quad-dominant patterns. A 35-degree movement path reduces joint stress and creates a more controlled, knee-friendly squat.

ADJUSTABLE FOOTPLATE

An angle-adjustable footplate allows exercisers to customize stance and ankle position to target different squat mechanics and muscle emphasis.

EXERCISE VARIETY

Supports additional movements such as calf raises and single-leg squats, allowing exercisers to target additional muscle groups on one machine.



Specifications

Dimensions (L x W x H): 101 x 53 x 54 in / 257 x 135 x 137 cm

Product Weight: 481 lb / 218 kg

Max User Weight: 350 lb / 159 kg

Max Lift Load Capacity: 1,320 lb / 599 kg

Starting Weight: 99 lb / 45 kg

Weight Storage Horns: 4


Recommended Plates: 4 x 45 lb, 2 x 25 lb, 2 x 10 lb

Frame and Finish: Heavy-duty steel tubing is welded in all structural areas to withstand the most demanding training environments. Powder coated frame.

Warranty: Visit www.precor.com for warranty terms.

Color Options*

Frame




Black Pearl Gloss Metallic Silver



Gloss White** Flame Red**

Upholstery




Black

Additional Upholstery Options**



Lite Grey Graphite Slate American Beauty Candy Apple All Spice



Bucksuede Burgundy Royal Blue Blue Jay Chocolate Hunter Green

*Custom frame colors are available, subject to minimum order quantities and extended lead times.

**Additional lead time applies.

• Additional upholstery options may have longer lead times. Please contact a sales representative.
• Colors may vary.

** Additional lead time applies.